

# Pharmaceutical Cost Report

Pharmacy Cost Trends 2014 & 2015

Kansas Insurance Department

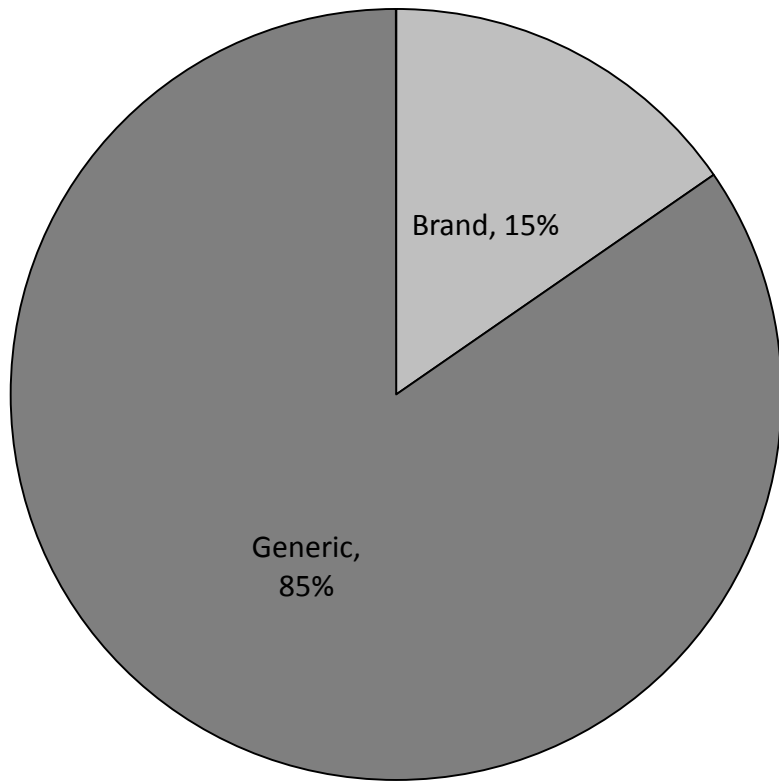
# Methods

All information provided in this report was compiled from the Kansas Health Insurance Information System (KHIIS). KHIIS data were analyzed to develop a baseline of pharmaceutical cost trends in the state. Pharmaceutical claims data were identified using a revenue procedure code modifier in the claims detail file in KHIIS. These claims were further restricted to records with valid National Drug Codes (NDC) and complete payment information. Information on specific drugs was restricted to drugs with at least 20 pharmaceutical claims. Allowed charge is the contract price negotiated between the insurer and provider. Paid charge is the amount paid by the insurance company. The difference between allowed charge and paid amount is referred to as member liability. The age band per member per month (PMPM) data was restricted to members under 65. It is suspected that member information may have been submitted for Medicare enrollees but no corresponding claims information is available, thus giving inaccurate results. The information provided is for claims data for years 2014 and 2015.

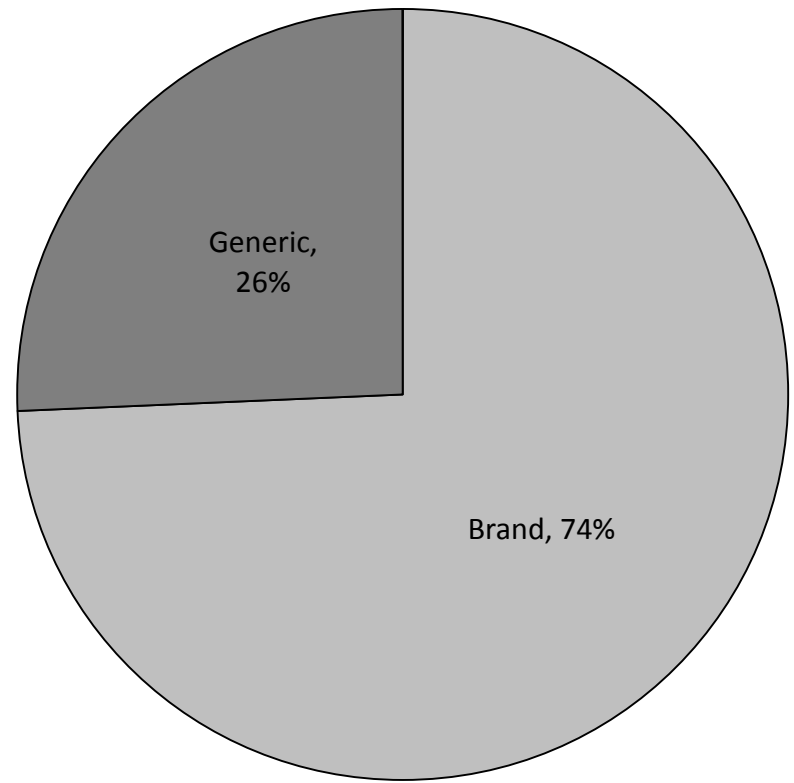
# Brand Versus Generic Drugs Usage and Cost

2014 & 2015

## Percent of Claims



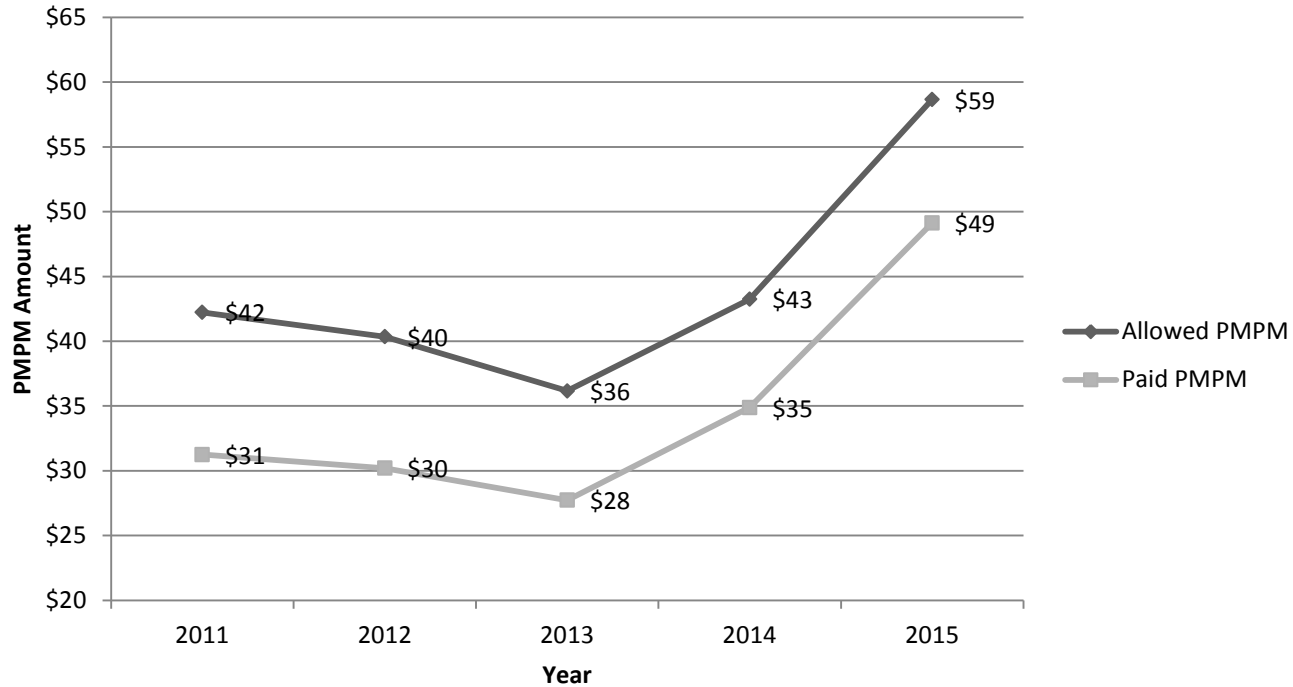
## Percent of Dollar Volume



## Brand and Generic Drugs: Average Charges and Patient Liability 2014 & 2015

	2014	2015	Percent Change
Total Claims: Brand	833,497	955,406	14.6%
Total Claims: Generic	4,421,981	5,423,052	22.6%
Allowed Charges: Brand	\$329,997,347	\$458,908,384	39.1%
Allowed Charges: Generic	\$124,891,835	\$147,675,079	18.2%
Paid Charges: Brand	\$287,182,094	\$410,157,652	42.8%
Paid Charges: Generic	\$79,614,593	\$97,581,100	22.6%
Allowed Charge Per Prescription: Brand	\$396	\$480	21.3%
Allowed Charge Per Prescription: Generic	\$28	\$27	-3.6%
Member Liability Per Prescription: Brand	\$54	\$57	5.3%
Member Liability Per Prescription: Generic	\$11	\$10	-4.5%

## Increase in Costs Per Member Per Month 2011-2015



Allowed per member per month (PMPM) is the average cost for each enrolled member on a monthly basis.

Paid PMPM is the average amount the insurer paid for each enrolled member on a monthly basis.

Allowed PMPM and Paid PMPM both showed the largest percentage increase from 2014 – 2015 at 36% and 41% respectively.

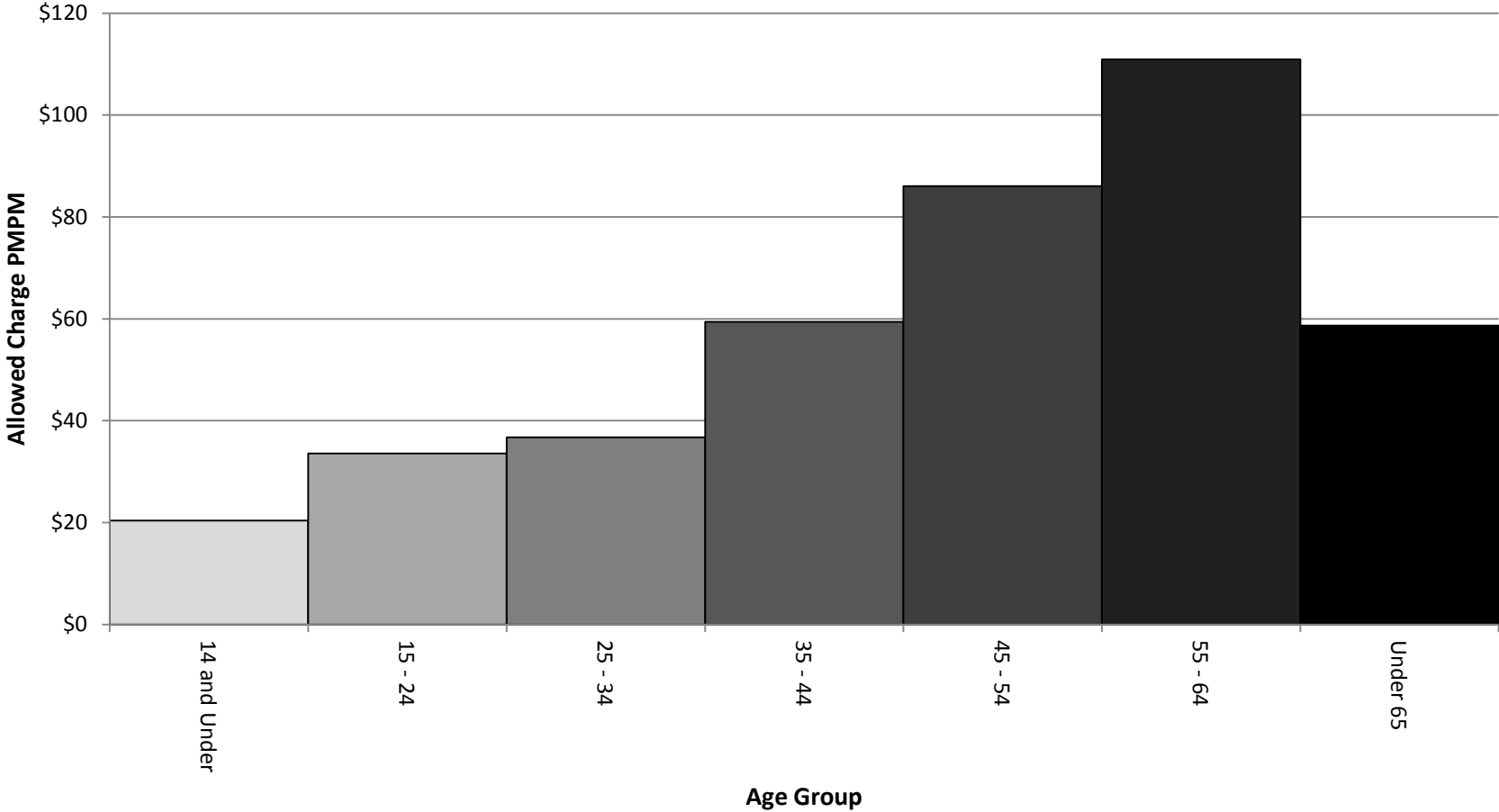
## Costs by Age Group

Ages 0 - 65

- Approximately 60% of the total dollar volume was generated by claims from members ages 45 to 64. This age group accounts for approximately 30% of members.
- The median cost per prescription decreased with age. The median cost per prescription for members 14 and under was nearly twice that of members ages 35-64.
- Members age 14 and under account for approximately 20% of members under 65, yet only represent about 6% of total prescription claims and 7% of total dollar volume.

# Allowed Charge PMPM by Age Group

2015



## Top 30 Drugs by Total Allowed Costs

2014 & 2015

- Brand name drugs make up 90% of drugs on the list for 2014 and 2015.
- Spending on these drugs represents approximately 31% and 33% for allowed charges for prescriptions in 2014 and 2015 respectively.
- These drugs account for approximately 4.7% and 4.1% of prescriptions submitted each year.



# Comparison of the Top 30 Drugs Ranked by Total Dollar Volume in 2015

## 2014 & 2015

<b>2014</b>	<b>2014 Rank</b>	<b>Allowed Charge Per Prescription</b>	<b>2015</b>	<b>2015 Rank</b>	<b>Allowed Charge Per Prescription</b>	<b>Percent Change</b>
Humira Pen	1	\$2,962	Humira Pen	1	\$3,534	19.3%
Harvoni	55	\$32,184	Harvoni	2	\$31,491	-2.2%
Enbrel SureClick	3	\$2,915	Enbrel SureClick	3	\$3,367	15.5%
Copaxone	5	\$5,128	Copaxone	4	\$5,315	3.6%
Lantus Solostar Pen	7	\$463	Lantus Solostar Pen	5	\$519	12.2%
Victoza	9	\$602	Victoza	6	\$674	11.9%
Crestor	6	\$247	Crestor	7	\$278	12.7%
Vyvanse	11	\$215	Vyvanse	8	\$235	9.7%
NovoLOG FlexPen	16	\$549	NovoLOG FlexPen	9	\$653	19.1%
Omnitrope Pen 10 Cartridge	12	\$5,135	Omnitrope Pen 10 Cartridge	10	\$5,647	10.0%
Advair Diskus	10	\$321	Advair Diskus	11	\$348	8.5%
Levemir FlexTouch	106	\$530	Levemir FlexTouch	12	\$565	6.5%
Tecfidera	15	\$5,231	Tecfidera	13	\$5,552	6.1%
Abilify	4	\$849	Abilify	14	\$930	9.5%
Atripla	14	\$2,155	Atripla	15	\$2,363	9.7%
NovoLOG	40	\$529	NovoLOG	16	\$610	15.3%
Sovaldi	2	\$28,622	Sovaldi	17	\$28,018	-2.1%
Amphetamine-Dextroamphetamine ER	18	\$170	Amphetamine-Dextroamphetamine ER	18	\$171	0.3%
Invokana	76	\$357	Invokana	19	\$406	13.6%
Lyrica	23	\$344	Lyrica	20	\$400	16.3%
Gleevec	24	\$8,837	Gleevec	21	\$9,619	8.8%
Januvia	22	\$400	Januvia	22	\$430	7.5%
Revlimid	21	\$9,941	Revlimid	23	\$10,806	8.7%
Humira	20	\$2,943	Humira	24	\$3,464	17.7%
Xyrem	36	\$7,918	Xyrem	25	\$9,437	19.2%
Gilenya	45	\$5,034	Gilenya	26	\$5,643	12.1%
HumaLOG	13	\$522	HumaLOG	27	\$685	31.3%
Lantus	19	\$440	Lantus	28	\$505	14.7%
Aripiprazole	#N/A	#N/A	Aripiprazole	29	\$564	#N/A
Methylphenidate Hydrochloride ER	29	\$166	Methylphenidate Hydrochloride ER	30	\$208	25.6%

# Top 30 Drugs by Total Dollar Volume

2014

<b>Drug</b>	<b>Type</b>	<b>Total Charge Per Prescription</b>	<b>Allowed Charge Per Prescription</b>	<b>Patient Liability Per Prescription</b>	<b>Percent Total Dollar Volume</b>
Humira Pen	Brand	\$3,581	\$2,962	\$112	3.3%
Sovaldi	Brand	\$37,219	\$28,622	\$295	2.5%
Enbrel SureClick	Brand	\$3,407	\$2,915	\$138	1.9%
Abilify	Brand	\$997	\$849	\$78	1.6%
Copaxone	Brand	\$6,191	\$5,128	\$166	1.6%
Crestor	Brand	\$292	\$247	\$57	1.6%
Lantus Solostar Pen	Brand	\$546	\$463	\$46	1.4%
DULoxetine Hydrochloride	Generic	\$297	\$192	\$32	1.3%
Victoza	Brand	\$698	\$602	\$62	1.3%
Advair Diskus	Brand	\$382	\$321	\$57	1.2%
Vyvanse	Brand	\$254	\$215	\$58	1.1%
Omnitrope Pen 10 Cartridge	Brand	\$5,945	\$5,135	\$116	0.9%
HumaLOG	Brand	\$612	\$522	\$47	0.8%
Atripla	Brand	\$2,572	\$2,155	\$106	0.8%
Tecfidera	Brand	\$6,467	\$5,231	\$155	0.8%
NovoLOG FlexPen	Brand	\$656	\$549	\$43	0.8%
HumaLOG KwikPen	Brand	\$649	\$551	\$42	0.7%
Amphetamine-Dextroamphetamine ER	Generic	\$220	\$170	\$29	0.7%
Lantus	Brand	\$515	\$440	\$48	0.7%
Humira	Brand	\$3,483	\$2,943	\$116	0.7%
Revlimid	Brand	\$11,696	\$9,941	\$222	0.6%
Januvia	Brand	\$466	\$400	\$53	0.6%
Lyrica	Brand	\$410	\$344	\$62	0.6%
Gleevec	Brand	\$10,280	\$8,837	\$136	0.6%
OxyCONTIN	Brand	\$516	\$437	\$45	0.6%
Enbrel Prefilled Syringe	Brand	\$3,398	\$2,828	\$184	0.6%
Levemir FlexPen	Brand	\$539	\$476	\$48	0.6%
CeleBREX	Brand	\$365	\$307	\$68	0.6%
Methylphenidate Hydrochloride ER	Generic	\$218	\$166	\$35	0.6%
Rebif	Brand	\$6,164	\$5,136	\$277	0.5%

# Top 30 Drugs by Total Dollar Volume

2015

Drug	Type	Total Charge Per Prescription	Allowed Charge Per Prescription	Patient Liability Per Prescription	Percent Total Dollar Volume
Humira Pen	Brand	\$4,586	\$3,534	\$119	4.2%
Harvoni	Brand	\$44,652	\$31,491	\$579	3.0%
Enbrel SureClick	Brand	\$4,379	\$3,367	\$129	1.7%
Copaxone	Brand	\$6,320	\$5,315	\$158	1.7%
Lantus Solostar Pen	Brand	\$618	\$519	\$47	1.4%
Victoza	Brand	\$796	\$674	\$60	1.4%
Crestor	Brand	\$334	\$278	\$61	1.4%
Vyvanse	Brand	\$282	\$235	\$64	1.2%
NovoLOG FlexPen	Brand	\$776	\$653	\$36	1.2%
Omnitrope Pen 10 Cartridge	Brand	\$6,742	\$5,647	\$180	1.1%
Advair Diskus	Brand	\$421	\$348	\$57	1.1%
Levemir FlexTouch	Brand	\$665	\$565	\$41	1.0%
Tecfidera	Brand	\$6,732	\$5,552	\$108	0.8%
Abilify	Brand	\$1,111	\$930	\$128	0.8%
Atripla	Brand	\$2,842	\$2,363	\$109	0.8%
NovoLOG	Brand	\$728	\$610	\$49	0.8%
Sovaldi	Brand	\$38,823	\$28,018	\$154	0.8%
Amphetamine-Dextroamphetamine ER	Generic	\$234	\$171	\$29	0.7%
Invokana	Brand	\$479	\$406	\$56	0.7%
Lyrica	Brand	\$484	\$400	\$59	0.7%
Gleevec	Brand	\$11,441	\$9,619	\$151	0.7%
Januvia	Brand	\$519	\$430	\$45	0.7%
Revlimid	Brand	\$12,873	\$10,806	\$240	0.7%
Humira	Brand	\$4,209	\$3,464	\$115	0.6%
Xyrem	Brand	\$10,554	\$9,437	\$157	0.6%
Gilenya	Brand	\$6,777	\$5,643	\$150	0.6%
HumaLOG	Brand	\$826	\$685	\$59	0.6%
Lantus	Brand	\$603	\$505	\$48	0.6%
Aripiprazole	Generic	\$998	\$564	\$20	0.6%
Methylphenidate Hydrochloride ER	Generic	\$278	\$208	\$47	0.6%

# The 20 Most Expensive Drugs Based on Allowed Charge per Prescription

## 2014 & 2015

2014	Rank		Allowed Charge per Prescription		2015	Rank		Allowed Charge per Prescription
Harvoni	1	BRAND	\$32,184	"Acthar Gel, H.P."	1	BRAND	\$43,009	
Sovaldi	2	BRAND	\$28,622	Firazyr	2	BRAND	\$33,671	
Firazyr	3	BRAND	\$24,844	Harvoni	3	BRAND	\$31,491	
Olysio	4	BRAND	\$22,500	Sovaldi	4	BRAND	\$28,018	
Tyvaso Refill Kit	5	BRAND	\$14,841	Syprine	5	BRAND	\$28,006	
Xalkori	6	BRAND	\$12,027	Viekira Pak	6	BRAND	\$27,680	
Pomalyst	7	BRAND	\$11,279	Daklinza	7	BRAND	\$21,057	
Sutent	8	BRAND	\$11,035	Orkambi	8	BRAND	\$19,892	
Kuvan	9	BRAND	\$10,857	Subsys	9	BRAND	\$14,751	
Stelara PFS	10	BRAND	\$10,761	Kuvan	10	BRAND	\$14,096	
Inlyta	11	BRAND	\$10,465	Xalkori	11	BRAND	\$13,490	
Afinitor	12	BRAND	\$10,248	NexAVAR	12	BRAND	\$12,088	
Revlimid	13	BRAND	\$9,941	Somavert	13	BRAND	\$12,087	
NexAVAR	14	BRAND	\$9,851	Sabril	14	BRAND	\$12,001	
Jakafi	15	BRAND	\$9,590	Pomalyst	15	BRAND	\$11,868	
Subsys	16	BRAND	\$9,439	Stelara PFS	16	BRAND	\$11,613	
Mekinist	17	BRAND	\$9,431	Revlimid	17	BRAND	\$10,806	
Stivarga	18	BRAND	\$9,066	Afinitor	18	BRAND	\$10,797	
Tasigna	19	BRAND	\$8,951	Bosulif	19	BRAND	\$10,199	
Gleevec	20	BRAND	\$8,837	Ibrance	20	BRAND	\$10,038	